



MAV 401-1 Attitude Black

DESCRIPTION:

MAV 401-1 Attitude Black come in a variety of colors and is made from weathering resistant resins etc.

COMPONENTS:

EC-1K Basecoat

P-5	Fast Reducer	<59°F
P-1/2	Standard/Slow Reducer	59-86°F
P-3	Extra Slow Reducer	>86°F

SUBSTRATES:

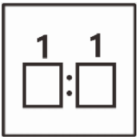
Sanded and dried existing finishes, 1K or 2K primer

SURFACE PREPARATION:



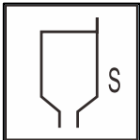
Remove wax, silicon or other contaminations with 3910 degreaser.

MIX RATIO:



MAV 401-1 Attitude Black	1 part
P-5/P-1/P-2/P-3	1 part

SPRAY VISCOSITY:



14-16s DIN 4 Cups @ 73°F

ADDITIVES:

- Blushing: 3960 Retarder Solvent over 86°F. Refer to tech sheet of Retarder Solvent for details.
- Fisheyes: 3930 Anti Silicon (0.5-1%) in the paint remained and re-spray the affected area.

APPLICATION:



Spray gun set up:

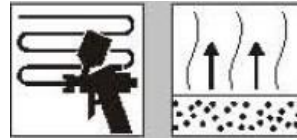
1.3mm

Air pressures:


HVLP: 26-29 psi at the air cap

Compliant: 29-36 psi at the gun

Please refer to gun manufacturer for proper spray pressure recommendations.



Coats: 2-3 coats, 15-25um
Flash off time: 5-10 mins.
between coats @ 73°F



CLEARING:

Clean equipment immediately with solvent after application

Note:

- After spray, allow 10-15 minutes air-drying time, then spray clear coat at once. Over long air-drying time would affect the adhesion power.
- Shelf Life: 2 years in original sealed can at cool and dry place at 41-95°F.

PHYSICAL DATA:

Actual VOC(RTS): Less than 6.4 lbs/gal

Regulatory VOC (RTS): less than 6.4 lbs/gal

(Less water and exempt solvents)

FOR PROFESSIONAL USE ONLY

Read MSDS Before Use

NOTE: The information in this data sheet is based on our knowledge and the current laws. It is always the responsibility of the user to fulfill the requirements of local rules and legislations. The uncertain factors may affect the application of products, such as the condition of substrate. We do not accept any liability on loss, damage and performance of products unless we issue a special agreement. Always read the latest Material Data Sheet and the Technical Data sheet before applying the products.